

Submissions

My Queue

Archives

 Help

My Assigned



Search

 Filters

New Submission

No submissions found.



Click on the “New Submission”

Submit an Article

1. Start

2. Upload Submission

3. Enter Metadata

4. Confirmation

5. Next Steps

Section

▼

Full-Length Video Submission and Review Process









Complete Video Storyboard

Submission Requirements

You must read and acknowledge that you've completed the requirements below before proceeding.

- The video includes an introduction of the instructor (with a live recording of the instructor), main technical content, and summary/conclusion.
- Video has a resolution of 1920 x 1080 at 30 FPS, is in MP4 format, and does not exceed 512 MB.
- 2-8 keywords have been selected from the IEEE PELS Educational Videos keyword list.
- The video's purpose is not commercial in nature.
- Video length does not exceed 15 minutes.

Comments for the Editor

  **B** *I* U      

Select one of the sections

Full-Length Video Submission and Review Process

Articles must be submitted to one of the sections. *

Section Policy

Author(s) submit a full-length edited video that can be directly reviewed. The submission form will also require the video title, author name(s), and credits for all roles in producing the video (filming, editing, etc.). For initial review, the video can be submitted either as a video link (e.g. YouTube) or uploaded as an accepted file format in the submission form. The video will be reviewed for technical content and format by experts in the field and committee members. After review, the video may be *rejected*, *preliminarily accepted with required changes*, or *accepted* as it is. Feedback will also be provided about specific issues or concerns that need to be addressed. Then, the author(s) must revise and resubmit the video until it can be *accepted* as is.

[Please click here to access the IEEE PELS Educational Videos Keywords list that you need to enter during the submission process.](#)

Submission Requirements

You must read and acknowledge that you've completed the requirements below before proceeding.

- The video includes an introduction of the instructor (with a live recording of the instructor), main technical content, and summary/conclusion.
- Video has a resolution of 1920 x 1080 at 30 FPS, is in MP4 format, and does not exceed 512 MB.
- 2-8 keywords have been selected from the IEEE PELS Educational Videos keyword list.
- The video's purpose is not commercial in nature.
- Video length does not exceed 18 minutes.

Comments for the Editor



1. Read the section policy

2. Obtain the keywords

3. Tick in the boxes

Comments for the Editor



Acknowledge the copyright statement

1. The video includes proper citations/references to copyrighted materials.
 2. I am authorized to submit this video and confirm that there are no copyright violations.
 3. If accepted, I agree to license the video under the [Creative Commons Attribution-NonCommercial-NoDerivatives 4.0 International](#) (CC BY-NC-ND 4.0).
 4. I have read and agree to the Terms and Conditions of IEEE Educational Videos on Power Electronics ([Click here to access the document](#)).
- Yes, I agree to abide by the terms of the copyright statement.
- Yes, I agree to have my data collected and stored according to the [privacy statement](#).

Save and continue

Cancel

1. This is optional and not mandatory

2. Tick in the boxes after reading the terms and conditions in the document in point 4

3. Click on Save and continue

Submit an Article

1. Start

2. Upload Submission

3. Enter Metadata

4. Confirmation

5. Next Steps

Files Add File

Upload any files the editorial team will need to evaluate your submission. [Upload File](#)

Save and continue Cancel

Click here to upload the video file from your PC

Submit an Article

- 1. Start
- 2. Upload Submission
- 3. Enter Metadata
- 4. Confirmation
- 5. Next Steps

Files Add File

Submission Video.mp4 Cancel upload

Save and continue Cancel

Wait for the upload to over

Submit an Article

- 1. Start
- 2. Upload Submission
- 3. Enter Metadata
- 4. Confirmation
- 5. Next Steps

Files

Add File

Submission Video.mp4 Video Edit Remove

Save and continue Cancel

1. Once the upload is over, it will look like this

2. Click on Save and continue

Submit an Article

1. Start

2. Upload Submission

3. Enter Metadata

4. Confirmation

5. Next Steps

Prefix

Examples: A, The

Title *

Subtitle

Abstract *



Your Abstract



1. Fill in the title

2. Fill in the abstract and scroll down

List of Contributors

[Add Contributor](#)

Name	E-mail	Role	Primary Contact	In Browse Lists
▶ Test Author	rakesh9490@gmail.com	Author	<input checked="" type="checkbox"/>	<input checked="" type="checkbox"/>

Additional Refinements

Keywords *

Add additional information for your submission. Press 'enter' after each term.

Supporting Agencies

Add additional information for your submission. Press 'enter' after each term.

References

1. If you have multiple authors, please add by clicking "Add Contributor"
2. Add the keywords
3. Add supporting agencies if any
4. Add references if any
5. Click on Save and continue

Submit an Article

1. Start

2. Upload Submission

3. Enter Metadata

4. Confirmation

5. Next Steps

Your submission has been uploaded and is ready to be sent. You may go back to review and adjust any of the information you have entered before continuing. When you are ready, click "Finish Submission".

Finish Submission

Cancel

No search results.



Click on Finish Submission

← Back to Submissions

Submit an Article

1. Start
2. Upload Submission

Your submission has been uploaded and is ready to be sent. You may go back to review and adjust any of the information you have entered before continuing. When you are ready, click "Finish Submission".

Finish Submission

Cancel

Confirm



Are you sure you wish to submit this video to IEEE Educational Videos on Power Electronics?

OK

Cancel

No search results.

Click on OK

Submit an Article

[1. Start](#)[2. Upload Submission](#)[3. Enter Metadata](#)[4. Confirmation](#)[5. Next Steps](#)

Submission complete

Thank you for your interest in publishing with IEEE Educational Videos on Power Electronics.

What Happens Next?

IEEE Educational Videos on Power Electronics has been notified of your submission, and you've been emailed confirmation for your records. Once the editor has reviewed the submission, they will contact you.

For now, you can:

- [Review this submission](#)
- [Create a new submission](#)
- [Return to your dashboard](#)

Your submission is complete!